



Music Virtual Learning

# Philharmonic Orchestra

May 12, 2020



# Philharmonic Orchestra

Lesson: May 12, 2020

**Objective/Learning Target: “I can use my bow appropriately for various rhythmic patterns”**

# Warm-Up





Let's Practice!

# Step 2

Try 10 minutes of practice!

# Set a timer!

Take a 10 minute break!

# Lesson




## BOWS AND RHYTHM



## PHONE NUMBER GAME

WRITE OUT YOUR PHONE NUMBER (OR  
A RANDOM SERIES OF NUMBERS).

TRY TO USE YOUR WHOLE BOW FOR  
EACH NUMBER, USING FASTER BOWS  
FOR SMALLER NUMBERS AND SLOWER  
BOWS FOR BIGGER NUMBERS.





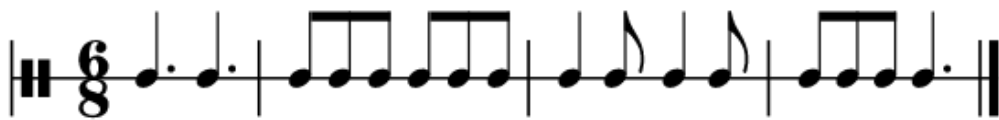
WATCH THE VIDEOS AND PLAY ALONG WITH THE EXAMPLES! THINK ABOUT HOW YOU ARE USING YOUR BOW (SPEED, AMOUNT OF BOW, AREA OF BOW, ETC.)



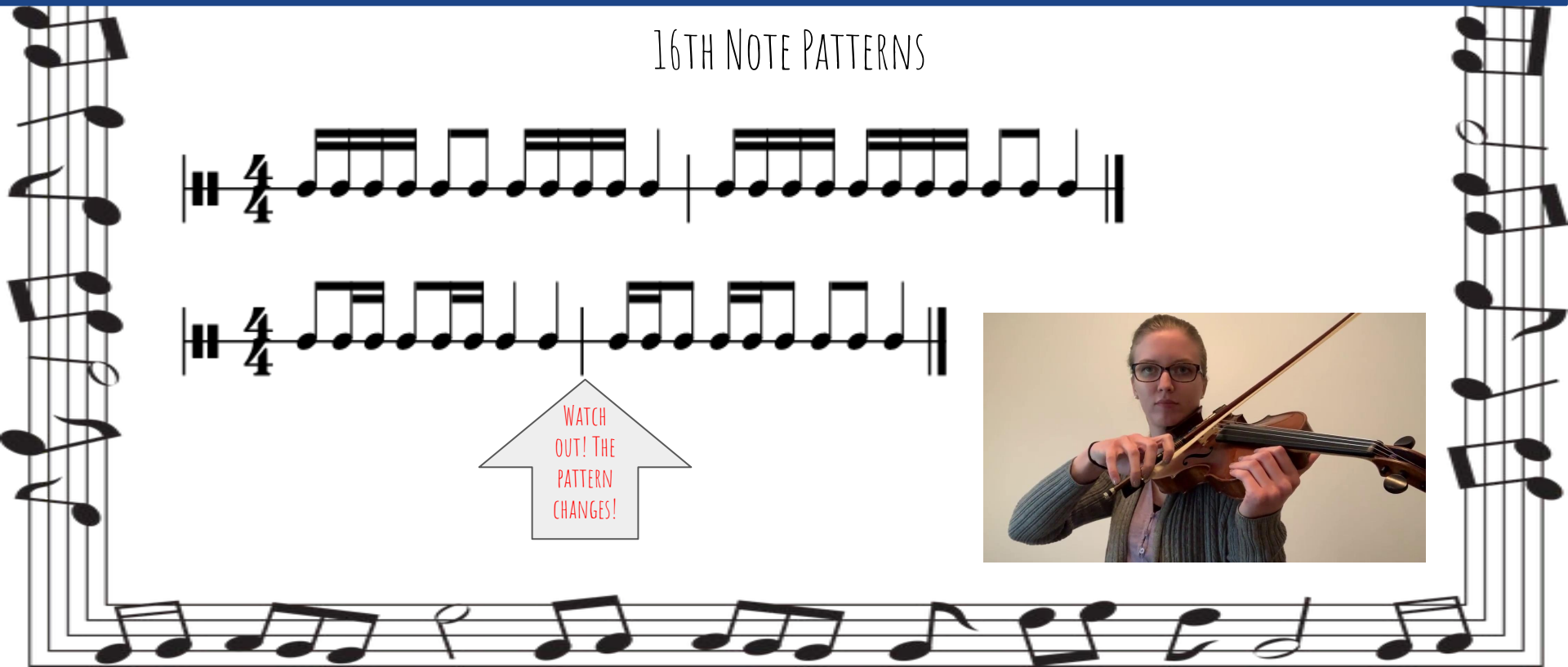

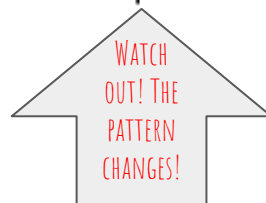
WATCH  
OUT! THE  
PATTERN  
CHANGES!




3/4 AND 6/8



## 16TH NOTE PATTERNS



## DOTTED 16TH AND SYNCOPATED PATTERNS



## ACCENTS

ACCENTS ALSO AFFECT OUR  
BOWING! PLAY ALONG WITH THESE  
EXAMPLES ON AN OPEN STRING!



level 7



# Review



CREATE A SCALE WARM UP USING A RHYTHMIC PATTERN! CHOOSE ANY SCALE AND ANY PATTERN THAT YOU WISH!

WATCH THIS VIDEO FOR INSPIRATION AND TRY PRACTICING WITH THESE PATTERNS! (PAY SPECIAL ATTENTION TO WHEN HE INDICATES YOU SHOULD BE USING THE TIP OR FROG OF YOUR BOW!)



# Additional Materials






ONLINE VIOLIN  
EDUCATION

HOW TO PRACTICE  
SIXTEENTH NOTES  
AND FAST PASSAGES  
ON THE VIOLIN

[www.onlineviolineducation.com](http://www.onlineviolineducation.com)



# Self-Assessment



WATCH THIS VIDEO! YOU WILL...

- LEARN RHYTHMIC PATTERNS
- PRACTICE RHYTHMIC PATTERNS
- APPLY THOSE RHYTHMIC PATTERNS TO BEETHOVEN!

YOU CAN CLAP, SHADOW BOW, OR MAYBE EVEN TRY TO BOW AND FIGURE OUT SOME OF THE NOTES! CHALLENGE YOURSELF! :)

46  
49  
52  
56  
59